

Numeration and Place Value (Grade 2) - Practice Test

① Write the number that comes just before and just after.

a) **32** b) **61** c) **20**

d) **54** e) **49** f) **35**

g) **40** h) **75** i) **58**

② Write the missing numbers in the different sections of the hundreds chart.

a)

6		8
26	27	


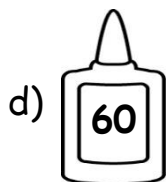
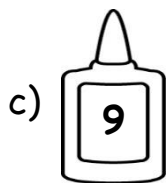
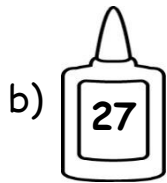
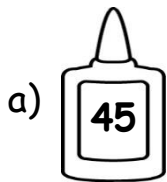
b)

18		
28		30
	39	

c)

32		34		36		38	
			45		47		49
				56		58	

③ Represent the numbers shown using a **|** for each ten and a **●** for each one (unit).



④ Compare the numbers. Write the $<$, $>$ or $=$ symbol.

$39 \bigcirc 93$

$15 \bigcirc 51$

$79 \bigcirc 71$

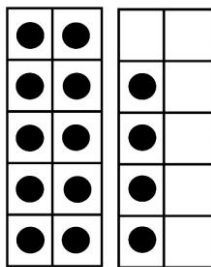
$2+1 \bigcirc 0+3$

$67 \bigcirc 60$


$5 \bigcirc 15$

⑤ Write the number represented by the Base 10 blocks or Ten Frames below.


a)



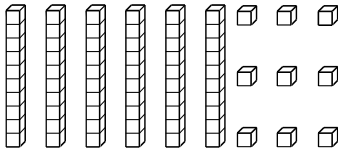
b)



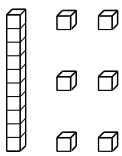
c)



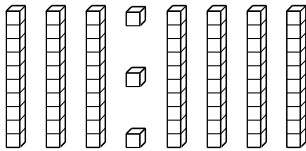
d)



e)



f)



g)

